



The Henry M. Jackson Foundation for the
Advancement of Military Medicine, Inc.

FY2024

IMPACT REPORT

*From Bench to Battlefield...
and Beyond*



Photo by by LCpl Justin Marty

Table of Contents

1 President's Welcome

2 From a Small Campus

8 From Bench

16 To Battlefield

22 ...and Beyond

28 Leadership

30 Financials



President's Welcome

A Message from Joseph Carvalho, Jr., M.D., MG, U.S. Army (Ret.)

I am honored and pleased to present the FY 2024 Impact Report for The Henry M. Jackson Foundation for the Advancement of Military Medicine, Inc., (HJF) that highlights our key advances in military medicine, as well as significant organizational achievements, between Oct. 1, 2023, and Sept. 30, 2024. Since joining HJF in 2017, I have taken great pride in the work we do—our mission to advance military medicine on behalf of our service members, their families, and the nation is truly noble.

From the bench to bedside to battlefield and beyond, HJF has been committed to advancing military medicine since 1983. Our nonprofit organization was championed by Senator Henry M. Jackson and authorized by Congress through legislation signed by President Ronald Reagan. Since then, HJF's breadth and depth of scientific research has expanded to meet the military's evolving needs. We support and manage some of the world's most innovative research at military bases and locations near and far.

Moving forward, we have created new avenues to achieve our mission by playing an even larger role in convening and connecting the military, industry, academia, and government. We host Leadership Fora and other key Department of Defense medicine meetings with governmental and non-governmental thought leaders to collaboratively identify challenges and posit military medical solutions. We are also building an HJF Innovation Ecosystem to accelerate the development of medical products and services relevant to our service members, veterans, and civilians. In the future, the HJF Innovation Laboratory will serve as a business start-up incubator, available for use at our home office in Bethesda, Maryland.


With these initiatives alongside our ongoing research, HJF continues to advance military medicine in ways that remain relevant to our nation's warfighters. We are eager to press forward on new fronts with willing partners to reach new heights in the advancement of military medicine for all.



Joseph Carvalho, Jr., M.D.
President and CEO



From a Small Campus



To view our digital report, including videos, please scan this code.



From a Small Campus... to a Global Presence

In 1983, on the campus of the Uniformed Services University of the Health Sciences (USU) campus in Bethesda, Maryland, The Henry M. Jackson Foundation for the Advancement of Military Medicine began its mission supporting military medical research for service members, their families, and all civilians.

From administering two federally sponsored research projects on USU's campus over four decades ago to supporting research in laboratories around the world, HJF has grown exponentially. This fiscal year, we managed more than 700 awards and more than 1,400 research studies. We have more than 2,800 employees working at over 30 domestic research sites.

Our international subsidiary, HJF Medical Research International, Inc. (HJFMRI), facilitates research and programmatic support around the world (with a significant presence in 18 countries), including, most recently, Ukraine (see the story on page 18). HJFMRI Ltd/Gte, was created in 2006 to fulfill specific military program needs in Nigeria. CAMRIS International, LLC, our newest subsidiary acquired in 2020, provides vaccine research, development, and production; microbiology and infectious disease research; biodefense; clinical research; global health security; and HIV/AIDS programs support.

And of course, HJF continues our close and unique partnership with USU by managing assistance awards and contracts that support research from anesthesiology and emergency medicine to neurology and surgery. In fact, as part of the objectives set forth in the congressional legislation that authorized our creation, HJF carries out medical research and education projects with USU; serves as the interchange between military and civilian personnel; and encourages medical, dental, nursing, veterinary and other biomedical science participation for the mutual benefit of service members and society.




STEM Summer Program Inspires Middle-Schoolers

Approximately 175 middle-school students engaged in a variety of hands-on activities at a science, technology, engineering, and mathematics (STEM) summer program hosted by the Uniformed Services University (USU) and facilitated by HJF. The program partnered with the Verizon Foundation and the National Association of Community Colleges and Entrepreneurship, which both help support the initiative.

During the three-week program, the students—who ranged in age from 11 to 14—studied STEM principles to design and develop innovative solutions for individuals with physical impairments. As the students tackled real-world challenges, their projects provided practical experience in applying STEM knowledge and instilled a sense of empathy and social responsibility.

One of the camp's highlights was a field trip to the Val G. Hemming Simulation Center, where the students participated in simulations aimed at assisting individuals with combat injuries. In addition to deepening their STEM knowledge, this immersive experience also ignited their interest in the medical field by offering a valuable glimpse into the intersection of technology and healthcare.

"The aim of the program is to empower middle-school students to explore STEM subjects, learn problem-solving skills, and gain exposure in career opportunity in technology fields," said Stacey Zeno, Deputy Portfolio Lead. "The camp had a positive impact on the students. By opening new pathways for their future, it inspires the next generation of innovators."





USU's Gynecologic Cancer Center of Excellence Marks 20 Years

In June, the Gynecologic Cancer Center of Excellence (GYN-COE) celebrated its 20th anniversary, which was an opportunity to reflect on the milestones achieved in advancing women's health and military readiness via scientific research, medical advances, and numerous collaborations.

Gynecological cancer research spans the breadth of cervical, ovarian, uterine/endometrial, vaginal, and vulvar cancers. Since women currently comprise 15-20 percent of the force; their well-being and healthcare represent a significant human, readiness, and economic impact on the military. Additionally, nearly two million women comprise the current veteran population.

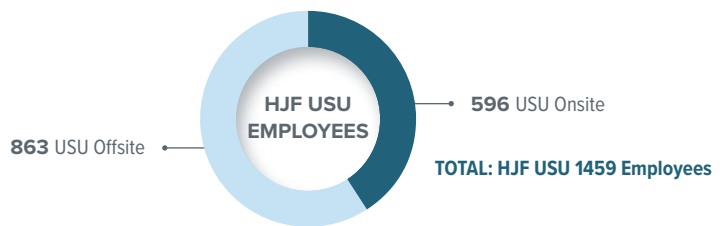
With the support of Congressman John P. Murtha, the Gynecologic Disease Center was established in 2004 at Walter Reed Army Medical Center in Washington, D.C. In 2010 it evolved into the GYN-COE Program at the Murtha Cancer Center at Walter Reed National Military Medical Center in Bethesda, Maryland. A year later the Women's Health Integrated Research Center (WHIRC) was designated as the foundational laboratory for the GYN-COE Program.



Marana Rekedal

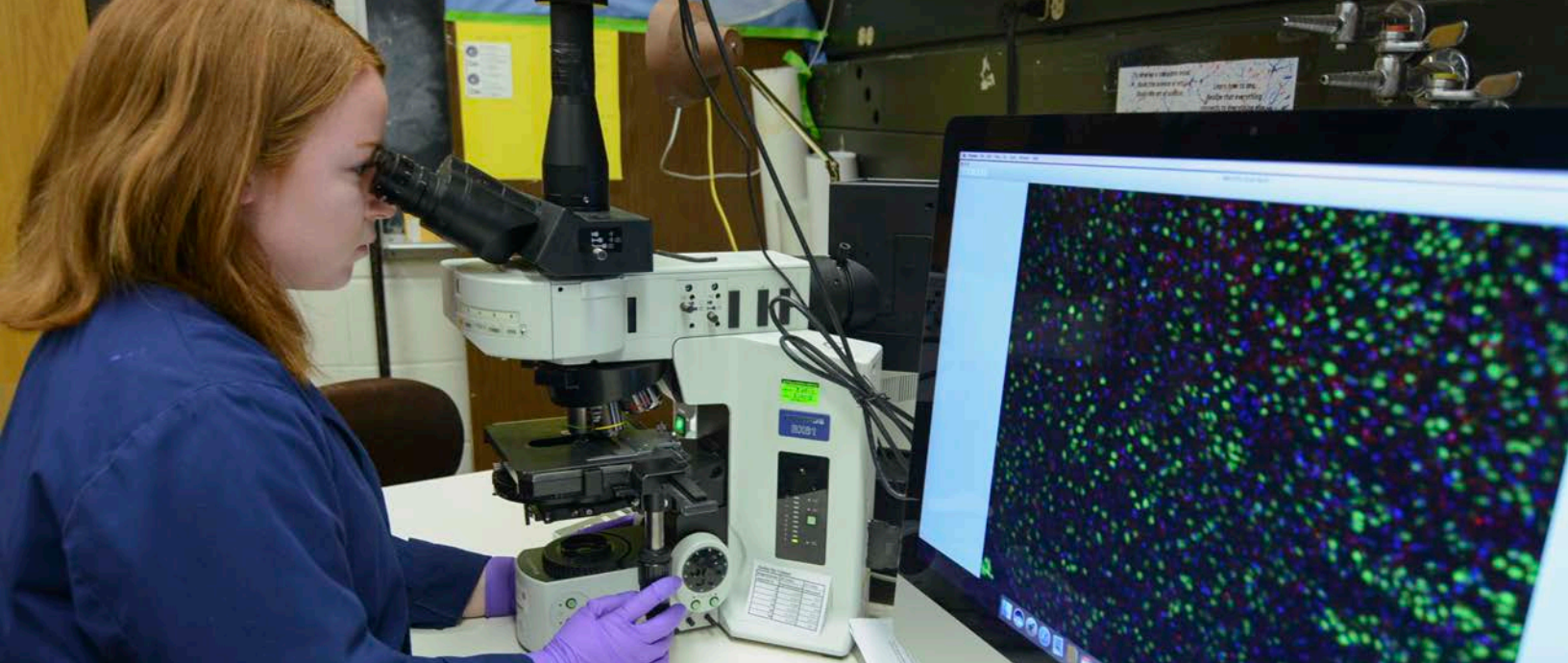
HJF provides broad program and administrative support in each academic department at USU's F. Edward Hébert School of Medicine, the Daniel K. Inouye Graduate School of Nursing, and the Postgraduate Dental College, as well as the Armed Forces Radiobiology Research Institute. Since 1988, HJF has awarded fellowships to outstanding graduate students attending USU's

School of Medicine nearing completion of their doctoral dissertation work. The 2024 Henry M. Jackson Fellowship Award went to Ms. Marana Rekedal, a rising 5th-year student in Emerging Infectious Diseases. Ms. Rekedal works under the mentorship of Dr. Eric Lang in the Department of Microbiology and Immunology, investigating the circulation of bat-borne viri by using serological testing as an indirect measurement of infection history to trace bat virus circulation within reservoirs and other relevant species. Her dissertation aims to increase our understanding of areas at risk for virus spillover to humans with the specific objective of identifying relevant bat wildlife hosts and possible mechanisms for virus maintenance in understudied areas.



To highlight USU's research breadth, HJF continues to support USU's annual Research Days event. The three-day event in June brought out more than 260 students to share their research, which emphasized the importance of facilitating collaboration and communication between researchers, faculty, and graduate students.





Since 2023, HJF and USU have hosted the Military Health System Digital Health Transformation Summit that brings together governmental, academia and health care industry leaders. This year’s theme, “Digital Frontiers: Shaping the Future Workforce of the Military Health System,” provided opportunities for attendees to discuss the critical role of digital health technologies in the MHS and to collaborate on strategic planning for solutions, including the potential of artificial intelligence.

To bolster local under-resourced communities, HJF provided support for a Science, Technology, Engineering, and Mathematics (STEM) Summer Camp at USU. Throughout the camp, students engaged in hands-on activities and projects that truly sparked their curiosity and creativity. Using STEM principles, they designed and developed innovative solutions for individuals with physical impairments, including leg or arm amputees and those with vision or hearing impairments. These projects not only provided practical experience in applying STEM knowledge but also instilled a sense of empathy and social responsibility as students tackled real-world challenges. Overall, the camp had a profound impact on the students, exposing new, attainable pathways for their future and inspiring the next generation of innovators.

HJF continues its noble mission, laid out more than 40 years ago: to advance military medicine. Together with USU and all our partners, we continue to look to the future, finding solutions in laboratories, at the bedsides of our patients, on the grounds of war, and into a bright future. This report highlights our biggest impacts for the fiscal year—how we are making a difference in everything from bench to battlefield...and beyond.

WHERE WE WORK

HJF Home Office

644

Uniformed Services University (main campus)

598

International Locations (including HJFMRI)

485

Teleworker

455

Walter Reed Army Institute of Research

156

Walter Reed National Military Medical Center

123

Other DoD Clinical

112

Naval Medical Research Center

75

HJF Leased Space

71

San Antonio

61

Other DoD Lab

33

Wright-Patterson AFB

19

Naval Medical Center San Diego

18

National Institutes of Health

13

Other Federal

13

Naval Medical Center Portsmouth

9

Other Non-federal

8

Our Presence and our Numbers



1,400

active studies
(all protocols)



+2,800

employees



6

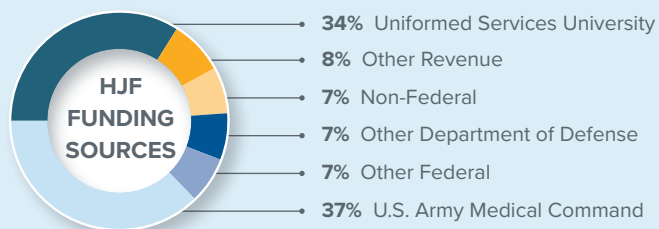
Doctors/PhD/DVM
on Executive Team



4

Military Vets on
Executive Team





From Bench



To view our digital report, including videos,
please scan this code.



HJFMRI Ltd/Gte Makes Significant Advances in Combating Lassa Fever in Nigeria

In 2024, HJF Medical Research International Ltd/Gte (HJFMRI), with the Walter Reed Army Institute of Research (WRAIR) and other international partners, made new breakthroughs towards understanding Lassa fever (LASV) incidence and transmission in Nigeria, and played a key role in the development of a promising vaccine candidate to prevent this deadly hemorrhagic fever common to West Africa.

An estimated 5,000 people die each year from LASV, and about 300,000 people fall ill across West Africa annually, with a true disease burden thought to be much higher. Although most people who develop LASV have mild, if any, symptoms, approximately 20 percent will develop serious symptoms, including potential widespread bleeding and major organ failure. Children under 10 years old, pregnant people, and healthcare workers are especially vulnerable to LASV infection.

HJFMRI's Clinical Research Center in Abuja, Nigeria, was the first site in Africa to begin a clinical trial of the current most advanced Lassa vaccine candidate. The study, the first Phase 2 clinical trial of any Lassa vaccine, is sponsored by IAVI and funded by CEPI. It was designed in consultation with in-country partners, including the Nigeria Centre for Disease Control and Prevention and the Nigeria Lassa Vaccine Taskforce. The HJFMRI site began vaccinating study participants in April.

“Nigerian clinicians, scientists and community members are key leaders in this international collaboration that will ensure vaccine development incorporates local context, experience, and perspectives, while fostering sustainable in-country research capacity and partnerships,” said Dr. AbdulwasIU Bolaji Tiarniyu, clinical research center director, HJFMRI, and principal investigator of the Nigeria study.

Relatedly, the HJFMRI team also completed a Lassa fever epidemiology study in Southern Nigeria in both animals and humans in collaboration with WRAIR and the African Centre of Excellence for Genomics of Infectious Diseases. This study demonstrated for the first time that non-rodent mammals, such as lizards, pigs, dogs, sheep, goats and cattle, are reservoirs for LASV in southern Nigeria. These non-rodent mammalian reservoirs were in close contact with humans who tested positive for LASV infection, suggesting potential involvement during transmission. *Findings were published in February in Emerging Microbes & Infections.*



National Center for Disaster Medicine and Public Health Supports Registry to Identify Local Residents Exposed to Jet Petroleum in Hawaii

On November 20, 2021, Jet Petroleum-5 aviation fuel and fuel additives from the Navy's Red Hill fuel storage facility infiltrated the water system of Joint Base Pearl Harbor-Hickam in Honolulu, which serves an estimated 90,000 individuals. Recognizing the importance of understanding the health ramifications, an independent registry was created to identify those who were exposed, or might be at risk of exposure, to the fuel release.

The National Center for Disaster Medicine and Public Health (NCDMPH) at the Uniformed Services University (USU), which manages a multi-year award from the Department of Defense (DoD), selected the University of Hawaii (UH) to operate the Red Hill registry. The University, which is a member of NCDMPH's Joint Disaster Medicine and Public Health Ecosystem, has strong ties with the local community and deep expertise in the fields of environmental science and public health.

NCDMPH will direct and coordinate efforts with UH to collect this critical information and assess any health effects of exposure to JP-5 and fuel additives. The NCDMPH Ecosystem is a collaboration of medical and public health partners across the nation that allows the center to leverage diverse areas of expertise on behalf of the federal government. This model enables NCDMPH to quickly mobilize needed capabilities from multiple organizations with demonstrated excellence in public health and medicine.

Walter Reed Army Institute of Research's Pilot Bioproduction Facility Progresses with CAMRIS

CAMRIS, an HJF subsidiary, has steadily increased productivity and capabilities expansion at the Walter Reed Army Institute of Research (WRAIR) Pilot Bioproduction Facility* (PBF). CAMRIS made significant FY24 progress in clearing internal manufacturing commitments, expanding systems, and optimizing facility utilization. Through its prototype other transaction authority (pOTA) program, CAMRIS rapidly expanded both capability and capacity. The PBF facility progress was toured over the past year by the prior and current U.S. Army Medical Research and Development Command (MRDC) Commanding General; the WRAIR Commander; global partners, such as the Kenya Medical Research Institute (KEMRI); interagency partners (CDC, NIH DAIDS); and PBF clients.

PBF Project Execution

PBF manufacturing in 2024 continued to balance between translating priority WRAIR research into clinic-ready cGMP drug product and enhancing mission-readiness through execution of fee-for-service interagency and external manufacturing of novel biologic therapeutics and innovative vaccines. FY24 activities also included manufacturing the Army's Liposome Formulation with QS21 (ALFQ), a novel formulation adjuvant used in promising medical countermeasures and HIV therapeutics.

CAMRIS significantly expanded WRAIR's Center for Enabling Capabilities (CEC) through the introduction of monoclonal antibody (mAb) therapeutic manufacturing capabilities. CAMRIS staff have years of mAb manufacturing expertise. The procurement of new cell culture and cell line development equipment will further enable the Army to bring its cutting-edge research to clinical trials.

PBF continued manufacturing platform development of CDC's novel rotavirus vaccine in FY24, studying manufacturing efficiencies gained by novel fixed bed semi-continuous reactor technology led by PBF's Manufacturing Sciences and Technology (MSAT) team.

CAMRIS transferred a Defense Threat Reduction Agency (DTRA) funded live attenuated *F. tularensis* (tularemia) vaccine process, scaled the process, and subsequently successfully manufactured the vaccine drug substance. The tularemia vaccine program was originally developed at the DoD's previous Center for Innovation in Advanced Development and Manufacturing (CIADM) site. CAMRIS improved the program and looks forward to building on that success with DTRA.

PBF entered a multi-year agreement beginning in FY24 for the manufacturing development and manufacturing of a DTRA funded pan-flu multivalent vaccine. The vaccine is comprised of ten independent

drug substance productions, based on a PBF customer's successful manufacturing platform.

PBF also conducted microneutralization and plaque analytical testing for WRAIR clinical studies and expanded capabilities of its Analytical Sciences and Technology (ASAT) services. During FY24 the annualized number of manufacturing and development runs exceeded the prior year despite the expansion of capabilities and mission parameters.

PBF Capabilities Enhancement

CAMRIS also expanded the CEC's capabilities by successfully manufacturing multiple mRNA invitro transcription (IVT) lots, purchasing liquid nanoparticle (LNP) mRNA formulation equipment, and qualifying a ClonePix® 2 Mammalian Colony Picker for cell line development. These technologies and the associated vertically integrated staff experience gained will enable CEC to respond to rapid development and scale-up tasks with increased efficiency and decreased supply chain risk.

CAMRIS staff at PBF continued coordinated efforts with HJF and the U.S. Military HIV Research Program (MHRP) to advance WRAIR's mRNA-based vaccine production. These efforts leverage expanded funding from the NIH Division of AIDS (DAIDS) for mRNA capability development at PBF. CAMRIS and HJF staff interacted with world leading mRNA research institutions, such as the Weissman lab at the University of Pennsylvania, Duke University, and a mRNA critical raw material supplier, that are at the forefront of mRNA technology innovation. Establishing an mRNA manufacturing platform at PBF will advance mRNA, MHRP, and infectious disease research programs at WRAIR and expedite protection to the warfighter and civilians in endemic regions.

**PBF is a WRAIR owned and operated facility.*





Photo by Tyra Breaux

U.S. Military HIV Research Program Launches New HIV-STI Study in the Philippines

The U.S. Military HIV Research Program (MHRP) at the Walter Reed Army Institute of Research (WRAIR) has expanded its Multinational Observational Cohort of HIV and other Infections (MOCHI) study to Manila, Philippines, with clinical research and program support from HJF.

The Philippines site is the third to launch the MOCHI study to characterize the regional incidence of HIV and other sexually transmitted infections (STIs); the study is already underway at sites in Kenya and Uganda. MOCHI is conducted in collaboration with the Armed Forces of the Philippines, the LoveYourself non-governmental organization, and other regional stakeholders in the HIV response.

The Philippines is experiencing the fastest-growing HIV epidemic in the Western Pacific/INDOPACOM region. While HIV is declining globally, from 2012 to 2023 there was a 411 percent increase in daily incidence reported to the HIV/AIDS and antiretroviral therapy (ART) Registry of the Philippines.

MOCHI is designed to provide one unified protocol and set of data collection instruments for deployment across multiple sites in diverse regions of world, with a target of enrolling 400-500 participants without HIV at each site. In addition to estimating HIV and STI incidence and tracking the evolution of risk and healthcare-seeking behaviors, the study will

also facilitate the sites' preparedness for future HIV and STI countermeasure clinical trials by building capacity, evaluating site recruitment and retention and maintaining relationships with affected communities.

Every 12 weeks, participants receive clinic-based HIV testing, counseling, PrEP referrals, and are provided HIV home testing kits for use between scheduled visits. They also complete behavioral questionnaires and undergo testing for other STIs. Participants diagnosed with HIV are offered ART according to the local standard of care and continue follow-up visits. This ongoing cohort is seen as a foundation for potential future trials of new HIV preventive and therapeutic measures.

This research initiative builds on the 2021 expansion of MHRP implementation of the President's Emergency Plan for AID Relief (PEPFAR) into the Philippines. MHRP, along with the Armed Forces Research Institute for Medical Sciences (AFRIMS) and the Department of Defense HIV/AIDS Prevention Program (DHAPP), provide military-to-military HIV prevention, care and treatment services in close collaboration with the Armed Forces of the Philippines. HJF supports PEPFAR implementation there, and has helped MHRP provide PEPFAR services in Kenya, Nigeria, Tanzania, and Uganda since 2005.



The MOCHI study team visited the LoveYourself offices in Manila for protocol training. MHRP and HJF are partnering with the non-governmental organization, the Armed Forces of the Philippines and other regional partners to conduct the study.



Ce bâtiment a été entièrement réhabilité grâce au
Projet AFI SEPSIS Mada
 Financé par le Joint Program Executive Office, USA et
 sponsorisé par la Henry Jackson Foundation, USA
 Collaboration entre le Service des Maladies Infectieuses
 et le Centre d'Infectiologie Charles Mérieux d'Antananarivo
 Octobre 2023

Madagascar is Newest Site in ACESO Global Research Network

In January 2024, HJF's Austere environments Consortium for Enhanced Sepsis Outcomes (ACESO) program enrolled its first patient for "An Observational Study of Sepsis and Acute Febrile Illness in Madagascar." The study is funded by the Joint Program Executive Office for Chemical, Biological, Radiological, and Nuclear Defense (JPEO-CBRND), which manages our nation's investments in chemical, biological, radiological, and nuclear defense equipment and medical countermeasures.

Madagascar was selected due to its annual, seasonal outbreaks of plague. "ACESO began work on a clinical research site in Madagascar in 2021," said Kristen Pettrone, HJF Research Physician. "Our goal is to support the deployment of early phase clinical trials for medical countermeasures against *Yersinia pestis*, which is a bacterium that causes plague."

In addition to the Madagascar Ministry of Health, HJF has collaborated with the Centre Hospitalier Universitaire Joseph Raseta Befelatanana, the primary infectious disease hospital in the capital city, Antananarivo, and the Centre D'Infectiologie Charles Merieux. Renovations to an existing building on the hospital campus were completed in late 2023 for this research. In collaboration

with Duke University, ACESO supported hospital laboratory and microbiology testing. Research staff, including medical officers, laboratory technicians, study nurses, and clinical monitor, were subsequently hired and trained for this study.

As of early August, the Madagascar team has enrolled a total of 27 (out of an accrual target of 250) participants; 25 into the sepsis arm of the study and two into the acute febrile illness (AFI) arm of the study.

Planning is underway for a second phase of the Madagascar program, scheduled to begin in 2025. It will consist of an FDA-regulated early phase clinical trial evaluating an antibody product for *Yersinia pestis*.

This project was supported by the Joint Program Executive Office for Chemical, Biological, Radiological and Nuclear Defense (JPEO-CBRND) Joint Project Lead for Enabling Biotechnologies (JPL EB).

The views expressed in this press release reflect the views of the authors and do not necessarily reflect the position of The Henry M. Jackson Foundation for the Advancement of Military Medicine, Inc., the Department of the Army, Department of Defense, nor the United States Government. References to non-federal entities or their products do not constitute or imply Department of Defense or Army endorsement of any company, product, or organization.

The Study protocols are IRB approved and in compliance with all applicable federal regulations governing the protection of human subjects.



Creative Forces Hosts “Advancing Creative Arts Therapies Research for Military-Connected Populations”

Creative Forces®: NEA Military Healing Arts Network seeks to improve the health, well-being, and quality of life for military and veteran populations exposed to trauma, as well as their families and caregivers. HJF has managed the clinical component of Creative Forces since July 2020. Their cadre of creative arts therapists who specialize in art therapy, dance/movement therapy, and music therapy are members of healthcare teams at Department of Defense and Department of Veterans Affairs treatment facilities across the country. They provide care via in-person and telehealth services.

On November 16-17, 2023, Creative Forces hosted its first State-of-the-Science Summit, “Advancing Creative Arts Therapies Research for Military-Connected Populations.” This two-day hybrid event hosted at the HJF conference facility drew 60 in-person and 50 virtual attendees for keynotes, presentations, and break-out groups that focused on the state of creative arts therapies research for military and veteran populations.

Preliminary research findings from four feasibility studies were presented at the summit. These studies, funded by Creative Forces from 2021 to 2023, focused on research involving creative arts therapy advancements with the above-mentioned populations. One of these research teams, led by Dr. Matthew Bair and Dr. Maya Story from the Richard L. Roudebush VA Medical Center/Indiana Institute for Medical Research, received additional funding for a randomized control trial titled, “Stepped-Care Intervention of Music and Imagery to Assess Relief (SCIMITAR).”

Summit attendees included leadership from HJF, the National Endowment for the Arts, and Creative Forces creative arts therapists, healthcare professionals from the Departments of Defense and Veterans Affairs, and clinical and academic researchers from the civilian sector, who were all interested in creative arts therapies research with this specific population. After the summit, 18 attendees with backgrounds in creative arts therapies, neuroscience, rehabilitation medicine, and behavioral health participated in a series of roundtable discussions. This group developed strategies for developing stronger evidence on the effectiveness of creative arts therapies for service members and veterans. They identified key topics for investigation, as well as resources and actions necessary to advance research into the impact of creative arts therapies on military-connected populations.

Another opportunity to further expand Creative Forces’ work was a partnership with researchers from the DoD’s National Intrepid Center of Excellence (NICoE) and the Uniformed Services University of the Health Sciences (USU) on new study proposals. These studies, funded through a \$10 million appropriation within the FY23 National Defense Authorization Act, support clinical creative arts therapies research for military personnel.

On the clinical side, the Creative Forces team remains committed to developing practical clinical solutions based on these research findings by working closely with clinicians, researchers, and academic partners. Through these research convenings and collaborations, HJF aims to bridge the gap between new and innovative research findings and everyday creative arts therapy care to improve clinical practices and outcomes.

To learn more about the benefits of creative arts therapies, visit the Creative Forces National Resource Center to view publications and research: <https://www.creativeforcesnrc.arts.gov/>



Dr. Jay M. Uomoto welcomes colleagues to the Creative Forces State-of-the-Science Summit 2023: Advancing Creative Arts Therapies Research for Military Connected Populations. Dr. Uomoto is the HJF Clinical Research Director in support of Creative Forces. Photo by Santina ProtopapaAndres Hernandez



New Guidelines for Traumatic Brain Injuries

A penetrating brain injury is any wound in which a foreign body (e.g., armed weapon, knife, tree branch, tear gas canister, projectile from an improvised explosive device, nail, or unexploded ordinance) penetrates the skull and brain. The previous 2001 guidelines for management of this type of injury had become outdated. To update these guidelines, the U.S. Army Medical Research and Development Command partnered with the Brain Trauma Foundation to bring together 35 subject matter experts (SME) from around the world to address this critical need.

The SMEs convened in 2023 at a four-day conference sponsored by the Uniformed Services University's Military Traumatic Brain Injury Initiative (MTBI2) and the Department of Surgery. Nearly half of the attendees were penetrating traumatic brain injury specialists who either currently or previously served in the military.

“The military has informed and spearheaded vital advancements to penetrating traumatic brain injury because they have the greatest depth and breadth of experience with this type of injury,” said Dr. Gregory Hawryluk, Medical Director of the Brain Trauma Foundation and neurosurgeon at the Cleveland Clinic. “Civilian neurosurgeons are often reliant on the lessons learned in armed conflicts to guide improvements in care for their patients. We believe these guidelines will bring forth a new round of military-civilian translation.”

This 200-page second edition addresses 26 key questions related to prehospital, emergency care, surgical management, and intensive unit care of penetrating brain injury. Additionally, it also provides best practices for treating these types of brain injuries.

The first author of the “Brain Trauma Foundation Guidelines for the Management of Penetrating Traumatic Brain Injury, Second Edition” is Randy Bell, M.D. (a physician at the Avera McKennan Hospital and University Health Center; Professor of Surgery, University of South Dakota School of Medicine; Adjunct Professor of Surgery, Uniformed Services University). Other contributors included LTC (Dr.) Bradley Dengler and MAJ (Dr.) Ross Puffer from MTBI2.

The guidelines are currently being reviewed by the Congress of Neurological Surgeons' Joint Guidelines Review Committee. The guidelines are anticipated to be fully reviewed and approved by December 2024. A final version of the guideline will be published by the Congress of Neurological Surgeons and made available on its website at <https://www.cns.org/Default.aspx>.



EMPLOYEE SPOTLIGHT

Taknocka Childs
IT Support Technician



To Battlefield



To view our digital report, including videos,
please scan this code.



Support Team for the Partnerships and Innovation Directorate of the Defense POW/MIA Accounting Agency Recognized for Outstanding Teamwork

The HJF cooperative agreement team supporting the Partnerships and Innovation Directorate of the Defense POW/MIA Accounting Agency (DPAA) was recognized in FY24 for outstanding teamwork. The members of the team assisted and advised in conducting the planning and execution of 28 partner investigations and 37 partner recoveries in 25 countries across the Indo-Pacific and Europe-Mediterranean regions, including the deepest underwater recovery effort undertaken by DPAA to date.

The team demonstrated exceptional collaboration in the development and management of more than 80 active DPAA research and analysis partner projects that supported foundational research, case progression, and outreach efforts. They helped establish an agency-wide innovation structure by working to build the Agency Director's Innovation Accelerator and collaborated with almost 100 individuals across industries to develop Innovation Think Tickets and select Innovation Studies for DPAA pursuit.

The team conducted these efforts while continuing to pursue partner development, establishing 37 new potential partner leads, considering or developing over 80 new partner entities, and managing relationships with more than 100 active partner organizations. The exceptional contributions of the HJF-DPAA cooperative agreement support team directly enhance the ability of DPAA to provide the fullest possible accounting of missing U.S. service members to the nation and their families.

One of the many successful projects supported in FY24 focuses on using remote sensing technologies to locate and characterize terrestrial missing in action loss sites. The innovation project, led in partnership with the Research Foundation for the State University of New York at Binghamton, included the purchase of specialized UAV equipment, which was tested in March 2024 during a terrestrial investigation mission to Guam alongside the International Archaeological Research Institute Inc. (IARII). Approximately 3 billion data points were collected and will be analyzed throughout the year.

As part of this project, the HJF-DPAA cooperative agreement support team has assisted in the organization and execution of the DPAA's first Innovation Technology Accelerator held in August 2024 in Honolulu, Hawaii. The event brought together key stakeholders from multiple DPAA directorates, HJF support staff, and external partners to collaboratively discuss comparative remote sensing technologies, unmanned aerial vehicle (UAV) capabilities and limitations for remote sensing, UAV remote sensing use-cases, and modality configurations as they apply to the accounting mission specifically. An article and YouTube video produced by Binghamton University are provided for an in-depth look at this innovative project.

<https://www.binghamton.edu/news/story/4915/take-the-ridge-project-to-aid-the-recovery-of-missing-servicemen-reaches-guam>

<https://www.youtube.com/watch?v=gsXQZktGHkY>



Staff and students from East Carolina University and veterans from Task Force Dagger Foundation collaborated together on an underwater partner recovery mission on an unidentified Hellcat aircraft in Saipan. Divers used a handheld underwater metal detector to assist with documentation and recovery efforts. (Date 3/30/2022)



EMPLOYEE SPOTLIGHT

Sraddha Fonseka
Senior International
Program Manager



ACESO to Conduct Pilot Clinical Trial for Treatment of Combat Casualty-Driven Infections in Ukraine

Under HJF, ACESO's proposal ("Development of a pilot clinical trial capability supporting monitored emergency use of Interleukin-7 for treatment of combat casualty-driven infections in Ukraine") to the Fiscal Year 2024 Military Prototype Advancement Initiative (MPAI) was selected for funding by Combat Casualty Care Research Program.

As seen in prior conflicts, rising rates of antimicrobial resistance, prevalence of traumatic wounds, and the war-related strain on healthcare facilities in Ukraine is leading to increasing morbidity and mortality from severe multidrug resistant bacterial and fungal infections. Interleukin-7 (IL-7) is a pluripotent cytokine shown to reverse sepsis-induced immune suppression and improve survival in severe trauma patients with invasive fungal infections.

In collaboration with a hospital in Ukraine and their chief of surgery, HJF will offer recombinant IL-7 immunotherapy (Revlmmune) under an expanded access, monitored emergency use of unregistered and experimental interventions (MEURI) framework to combat injured critical care patients with refractory bacterial or fungal infections. Under the MEURI framework, IL-7 will be provided to 50 combat wounded patients in the intensive care unit with standardized collection of demographics, clinical, and outcomes data. The selected study site serves many patients with combat trauma and subsequent infectious complications.

Successful completion of this project would offer a host-based, targeted therapy for patients and healthcare systems receiving war wounded who develop severe infections with multidrug resistant organisms as well as a support clinical trial capability for future clinical trials in Ukraine.

These efforts are sponsored by the Government under Other Transactions Number W81XWH-15-9-0001. The U.S. Government is authorized to reproduce and distribute reprints for Governmental purposes notwithstanding any copyright notation thereon.

The views and conclusions contained herein are those of the authors and should not be interpreted as representing the official policies or endorsements, either expressed or implied, of the U.S. Government.

HJF Participates in Study to Assess Combat Casualty Care in Ukraine

In 2024, HJF—in collaboration with Aspen Medical, the Center for Health Services Research (CHSR), and other contributors at the Uniformed Services University (USU), and the Department of Surgery at Walter Reed Army Medical Center—concluded the execution of a mixed-methods study. The focus of the study, which began the previous year, was to assess the trauma and combat casualty care capabilities of the Ukraine Ministries of Health and Defence. By evaluating wartime medical care delivery, the study aims to better inform ongoing and future combat medical operations for the U.S. military, NATO allied forces, and Ukraine.

The USU CHSR team led analysis of the qualitative data collected across 22 areas of assessment from 36 Ukrainian Key Informant Interviews over 12 months. In addition, 10 recently returned (within six months of engagement in the study) U.S. volunteers and 10 current Ukrainian medical personnel completed a quantitative scoring tool addressing the same areas of assessment.

The findings include identification of key training, supplies, and equipment requirements, as well as the need for core health systems integration based on the information provided by Ukrainian medical personnel. Examples include:

- “... we need improvement of medical devices, like MOVES® SLC ventilators”—Role III Chief of Rehabilitation
- “Most difficult: resources are not enough at any given moment, [we] can’t be ready all the time when you have more than 200+ patients in one hour.”—Role 4, Director of Emergency Services, North
- “We don’t have a unifying, centralized system to coordinate telemedicine in general.”—Director of Emergency Services
- “There are a lot of casualties and not enough specialists and supplies for everyone”—Role 2 nurse, North

Additionally, the study has generated numerous manuscripts. Some of these are at various stages of review, including:

- “A Qualitative Assessment of Rehabilitation Needs and Gaps in Ukraine,” *Journal of Health, Population and Nutrition*.
- “A Qualitative Assessment of Point of Injury to Role 2+ Combat Casualty Care in Ukraine,” *Journal of Trauma and Acute Care Surgery*.

- “A Qualitative Assessment of Disease and Non-Battle Injuries in Ukraine,” *Conflict and Health*.
- “A Qualitative Assessment of Mental Health in the Ukrainian Military since the Russian Invasion,” *International Journal of Mental Health Systems*.
- “A Qualitative Assessment of Combat-Related Injury Patterns and Injury Prevention in Ukraine Since the Russian Invasion,” *BMJ Military Health*.
- “Health System Organization and Logistics of Trauma Care since the Russian Invasion of Ukraine: A Qualitative Assessment,” *Conflict and Health*.

Others have been accepted:

- “Use of MOVES® SLC Life-Support System Equipment for En-route Trauma Care in Ukraine: A Qualitative Assessment,” *Military Medicine*.
- “Use of Telemedicine for Trauma Care since the Russian Invasion of Ukraine: A Qualitative Assessment,” *Journal of Telemedicine and Telecare*.

The study findings, as well as key outcomes of nine trauma and combat medical themed symposia and six Advanced Surgical Skills for Exposure in Trauma training courses executed as part of the award, will be shared in a final report to the U.S. Department of Defense (DoD) and Ukrainian government. Key aspects of the findings have been presented at NATO and USG DoD forums, including NATO COMEDS in Belgium and the 2024 Military Health System Research Symposium. They will also be presented in upcoming 2025 NATO, DoD, and U.S. government sponsored events.



EMPLOYEE SPOTLIGHT

Mohammad Hossain
Travel Coordinator





First AI App for Hemorrhage Triage of Combat Casualties Receives FDA Clearance



The U.S. Food and Drug Administration (FDA) cleared a first-of-its-kind artificial AI application for hemorrhage triage of combat casualties. Developed by the U.S. Army Medical Research and Development Command's (MRDC) Biotechnology High Performance Computing Software Applications

Institute (BHSAI) and HJF research scientists and software developers, the APPRAISE-Hemorrhage Risk Index (HRI) provides field medics the means to automatically screen service members for risk of uncontrolled hemorrhage after a physically traumatic event, which will aid in stratifying casualties who need immediate attention and emergency evacuation.

Hemorrhage is the leading cause of preventable death on the battlefield, where more than 90 percent of combat casualties die before ever reaching a medical treatment facility. To address the challenge of identifying trauma casualties at risk for uncontrolled bleeding at the point of injury, the APPRAISE-HRI application can stratify the risk of hemorrhage within 10 minutes, greatly assisting medics in triaging casualties in prolonged field care scenarios with limited resources in time to improve their chances of survival.

The APPRAISE-HRI consists of a commercial vital-sign monitor and an AI app running on an Android smartphone. The monitor continuously collects routine heart rate and blood pressure data from the casualty and wirelessly transmits the data to the smartphone, where the AI app

analyzes patterns in the vital signs and provides a hemorrhage risk score. The APPRAISE-HRI offers the unique capability to automatically integrate and extract information from standard vital signs in a systematic and reproducible manner, to improve situational awareness and help medics identify the most severely injured casualties. The device's risk score is easy to interpret, and the use of standard vital signs will minimize training and facilitate dissemination.



Kara Small

To train the AI algorithm, three clinical studies were conducted to collect real-world vital-sign data from about 2,000 civilian trauma casualties either during ground- and air-ambulance transport from the point of injury to a receiving hospital or in the Emergency Department. To obtain the FDA 510(k) clearance,

the AI algorithm was blindly and independently assessed using vital-sign data collected from an additional 6,000 trauma patients at nine different sites. Based on the results of the independent assessment, the FDA concluded that the APPRAISE-HRI application is "a useful tool to aid in discriminating hemorrhage risk in the trauma population."



EMPLOYEE SPOTLIGHT

Andrew Frock
Senior Software Developer



Charitable Gift from Bezos Courage and Civility Award Enables Blast Exposure Research

HJF was selected to receive a charitable gift of \$500,000 from retired Admiral William McRaven. McRaven's gift was part of a \$50 million 2024 Bezos Courage and Civility Award that he received last March, which recognizes leaders who aim high and pursue solutions to intractable problems with courage and civility.

McRaven, who was given the award for his leadership in special operations and his dedication to educating the children of the fallen and veterans' mental health issues, specified that his donation to HJF be used for research "towards understanding the effects of blast exposure to our military service men and women."

"HJF's goal is to make use of this generous gift to conduct the most impactful research possible, in keeping with Admiral McRaven's trust and confidence in HJF and our federally mandated mission to advance military medicine for the benefit of those who defend our great nation," said HJF President and CEO Joseph Carvalho, M.D. "To accomplish this, HJF has chosen to fund Dr. Michael Roy's pilot research on blast exposure among female warfighters at greatest operational risk. I believe it is prudent to compare this important cohort to the male warfighters already studied, and then to see if mitigation strategies and other countermeasures already in place have similarly protective effect among men and women."

Michael Roy, M.D., MPH, Professor of Medicine, Director of the Division of Military Internal Medicine, and Deputy Director of the Military Traumatic Brain Injury Initiative at the Uniformed Services University of the Health Sciences (USU), will initiate a pilot study on the impact of blast exposure on military members in all branches of the military serving in select military occupational specialties, to include the Explosive Ordnance Disposal. The study seeks to determine whether blast exposures impact female service members in unique ways, such as whether neuroendocrine or other differences may put women at a different level of risk than men in the face of exposure to subconcussive blast. This new research extends Dr. Roy's and USU's extensive work on blast research in the armed services.

"As Dr. Roy noted in his research abstract, this work will ultimately protect the most important weapons we have on the battlefield—our service members," said Dr. Carvalho. "We are very thankful for the grant from ADM (Ret.) McRaven and for the opportunity to fund Dr. Roy in this critical work."

The Bezos Courage and Civility Award was established in 2021 by Jeff Bezos and Lauren Sánchez. Recipients are selected based on their work in philanthropic areas of societal importance.



...and Beyond



To view our digital report, including videos,
please scan this code.





Innovation Ecosystem Accelerates Medical Technology for Service Members

The HJF Innovation Ecosystem provides enhanced support across the continuum of military medical innovation to accelerate the availability of relevant medical products and services to our nation's warfighters, veterans, and civilians.


The Innovation Ecosystem is a partnership framework that connects Department of Defense (DoD) medical research labs and treatment facilities, biomedical and biotechnology companies, and private investment and regional economic development entities in support of the advanced development and commercialization of military medical innovations.

"This community of stakeholders is actively engaged in a sustainable process that supports the continual innovation of technology to advance military medicine," said Qi "Soso" Yang, HJF Senior Vice President of Research Administration and Innovation Management. "As the integrator, HJF connects the appropriate stakeholders from diverse sectors to move promising innovations to commercialization."

HJF-hosted events and programming provide opportunities that foster partnerships within the innovation ecosystem and support the education, collaboration, and funding of its stakeholders in their effort to commercialize military relevant innovations. Collaborative opportunities include:

- Ecosystem Networking and Partnership Events
- Working with DoD/Military Medical-focused Programming
- Entrepreneurial Education and Training
- HJF Innovation Labs Incubator/Accelerator Programs

HJF is developing an Innovation Advisory Committee to include thought leaders and subject matter experts from among Innovation Ecosystem stakeholders with interest and expertise in the translation and transition of medical innovations. The Committee will advise HJF on mission-driven commercialization projects and investments.



Leadership Forum Focuses on Challenges and Solutions for Service Members Transitioning from Active Service to Civilian Life

HJF hosted a Leadership Forum on June 12, 2024, that included a wide range of government and non-government thought leaders. “An important part of our mission at HJF involves fostering collaboration within the military medical community,” said Dr. Joseph Carvalho, HJF President and Chief Executive Officer. “This semi-annual event is dedicated to bringing together subject matter experts and other leaders in the public and private sectors to discuss topics related to military and veteran health.”

This Leadership Forum focused on the unique challenges of the transition from active military service to civilian life, whether due to separation (voluntary or otherwise) or retirement. Participants identified and discussed three gap areas and associated potential solutions:

Individual Gaps: Barriers for Vulnerable Transitioning Service Members

Proposed solutions included:

- Implement needs assessments throughout each service member’s military career. Make transition resources readily available to service members throughout the military life cycle.
- Make Transition Assistance Program material and resources readily available for transitioning service members, family members, and caregivers before, during, and up to five-years after a service member’s transition.
- Expand service member’s eligibility to access support services through Military OneSource for up to five years post-transition.
- Rebrand transition assistance to make it relevant at key points (e.g., deployment, permanent change of station, training, career progression, or qualifying life events) throughout a service member’s military service.
- Train leaders to communicate transition skill-building to service members and family members throughout the service member’s military career.
- Leverage key influencers (e.g., social media influencers, family members, caregivers, and veterans) to emphasize to service members and family the advantages of transition training and post-separation resources.

System Gaps: Transition Process Barriers that Deter Vulnerable Service Members from Effectively Engaging Transition Services

Proposed solutions included:

- Elevate and enforce transition readiness training; eliminate “opt-in” choice; and emphasize routine peer-to-peer support for transitioning service members.
- Train leadership to identify transitioning service members at risk for mental health challenges and better understand how to best use transition assistance resources to assist them.
- Make optional visits with mental health professionals available to transitioning service members and family members during the twelve-month period before separation.
- Utilize validated needs assessment tools to individualize pre-transition assistance support for each transitioning service member; message this process as designed to fully address the diverse needs of each transitioning service member, including National Guard and Reserve service members.

Policy/Law Gaps: Federal, State, Department of Defense (DoD), Service, or Department of Veterans Affairs Policies Regarding Transitioning Service Members Mental Health Needs that May Impact the Transition Process

Proposed solutions included:

- Develop a grid that can subtype separation risks to broadly standardize nomenclature. Incorporate into the grid the components of existing federally funded transitioning assistance programs intended for each “At Risk” subtype to quickly identify support gaps.
- Build an infrastructure with states and communities to define what “success” means for an individual transitioning service member; then drive federally funded programs through effectiveness metrics.
- Direct DoD-VA Joint Executive Committee to engage with private and non-profit sector partners to coordinate transitioning service member data sharing and communications to ensure greater continuity of care.
- Make intended data use both relevant and transparent to the transitioning service member; have transitioning service members “opt out” of data sharing programs, rather than “opt-in.”
- Make VA resources available to National Guard and Reserve transitioning service members.



EMPLOYEE SPOTLIGHT

Audrey Hurley
Senior Program Manager



Supporting the Military Medicine Community: How HJF Gives Back

HJF directly supports several programs that benefit the military medical community through donations. “Giving back is an integral part of our mission and culture at HJF,” said Elizabeth “Betsy” Folk, HJF Executive Vice President and Chief Operating Officer. “We are committed to contributing to the military medical community.”

Here are several ways that HJF supports the medical community:

HJF annually awards the HJF Fellowship, a one-year salary and travel support to an outstanding Uniformed Services University of the Health Sciences (USU) School of Medicine graduate student who is nearing completion of their doctoral dissertation. The Fellowship program, awarded annually since 1988, has supported approximately 60 USU students from HJF since the program’s inception.

HJF awards a two-year fellowship program for clinicians located at Joint Base San Antonio who have interest in becoming skilled researchers through the Clinician Scientist Investigator Opportunity Network (CSION). HJF has committed approximately \$50,000 annually since FY22 to directly support research fellows. Program fellows compose a grant proposal for review by the CSION mentors. HJF then manages the studies recommended for award. This process exposes the fellows to the grant writing process, as well as

to the “business of research,” by way of leading a project and working with award management personnel.

HJF supports grant writing courses through its ESP Services team, a senior-level, technical team that assists researchers in developing stand-out proposals. This team conducts presentations and courses upon request to various groups interested in learning more about developing award-winning proposals. The ESP team has presented to groups from Walter Reed National Military Medical Center, the U.S. Army Institute of Surgical Research, CSION, and more.

HJF supports awards with limited or no indirect costs allowed to develop new investigators. Many times, new investigators may need to get initial funding by way of smaller grants sponsored through charitable foundations, such as the American Diabetes Association, for example. Often, these grants restrict indirect costs. As such, HJF will support the proposal development, and when awarded, will manage the award at no cost to the researcher as a way to help the them build their research portfolio.

HJF provides meetings support for military treatment facilities and graduate medical education research symposia at many sites across the country. These include Camp LeJeune, Womack Army Medical Center, Brooke Army Medical Center, and Madigan Army Medical Center.

HJF Celebrates Heroes of Military Medicine

HJF hosted its Heroes of Military Medicine Awards in Washington, D.C. and in San Antonio. Both events celebrate outstanding contributions by senior leaders, medical professionals, and civilians who have distinguished themselves through excellence and dedication to advancing military medicine.

“We are very proud of our mission in advancing military medicine,” said Dr. Joseph Carvalho, HJF President and Chief Executive Officer. “This is a cherished event for HJF to honor the men and women who distinguished themselves by improving the lives of our wounded, ill, and injured service members.”

The Washington, D.C., event held in May recognized:

- C-STARS Cincinnati, accepted by Colonel (Doctor) Valerie G. Sams, USAF (Ambassador Award)
- Lieutenant Colonel Darcie D. Greuel, USAR (Army Award)
- Commander (Doctor) Timothy J. Donahue (Navy Award)
- Lieutenant Colonel (Doctor) Carrie L. Lucas (Air Force Award)
- Mrs. Kathy M. Williams (Civilian Award)

The San Antonio event held in October recognized:

- Fisher House Foundation, accepted by Mr. David Coker, President, Fisher House Foundation (Ambassador Award)
- Colonel (Doctor) Michael D. Wirt (Army Award)
- Lieutenant Rachel S. Robeck (Navy Award)
- Captain Sarah A. Juhasz (Air Force Award)
- Thomas Mayes, M.D. (Civilian Award)

HJF is extremely grateful for the generous support of the sponsors of the Heroes of Military Medicine Awards.

Podcast: Cynthia Gilman, HJF Senior Vice President of Strategic Initiatives, interviewed by the Federal News Network

To hear more about HJF and the Heroes of Military Medicine Awards:
<https://federalnewsnetwork.com/defense-main/2024/05/recognition-for-military-members-not-on-the-front-lines/>.



HJF Funds Research of Active-Duty Clinicians with the Air Force's 59th Medical Wing

HJF has collaborated with the Air Force's 59th Medical Wing Office of the Chief Scientist, Science & Technology (59MDW/ST), to provide the Clinician Scientist Investigator Opportunity Network (CSION) approximately \$50,000 each year in 2022, 2023 and 2024 to fund DHA requirements-driven proposals developed by the CSION fellows.

"The program shepherds promising active duty clinicians whose work has practical applications on the path of becoming clinician-scientists," said Stephen Dalal, HJF Vice President, U.S. Research Development. "As HJF supports research and education throughout the military medical community and the 59MDW/ST focuses on assisting clinical investigators and growing their research experiences, this endeavor will assist these awardees in developing their research portfolios and becoming future military research leaders."




This year HJF funded three CSION proposals. The first awardee is CSION Fellow Air Force Maj (Dr.) Theodore Hart, funded for the project "Localization of Noncompressible Torso Hemorrhage Using Minimally-Invasive Endovascular Techniques to Detect Battlefield Relevant Injuries in Swine (*Sus scrofa*): A Pilot Study." This study aims to develop a method to initially detect and localize injuries to aortic branch vessels and solid organs in a minimally-invasive, endovascular manner. The goal is to ultimately facilitate less morbid, less resource-intensive, semi-automatic endovascular treatments in the forward hospital environment.



The second awardee is CSION Fellow Army MAJ (Dr.) Ryan McMahon, funded for the project "Defining the Prolonged Care Capability Gap – Quantifying the Critical Task Skill Advancement from Generalist to Surgical Physician Assistant." This study aims to quantify the capability of a generalist physician assistant to correctly prioritize common post-operative complications and to identify the difference in ability following formal surgical training. The

overall goal will increase the DoD capability and capacity to provide sustained damage control surgery and resuscitative care throughout the continuum of care.



The third awardee is CSION Fellow Army Civilian Dr. Craig Woodworth, PsyD., funded for the project "Qualitative Interviews on the Process of Processing in Written Exposure Therapy". This study aims to examine the mechanisms of change in trauma processing with written exposure therapy

(WET) and identify reasons for favorable and unfavorable outcomes following completion of this intervention. The overall goal is to (1) provide support for implementation guidelines and optimize patient outcomes for healthcare providers delivering WET; (2) provide continued support for its use as a recommended trauma-focused intervention in the clinical practice guidelines (CPGs) for PTSD; and (3) enhance didactic training and education materials on WET for behavioral health and other military professionals to encourage broader dissemination, improve access to and quality of care, and addressing the health, performance, and readiness of service members.

The CSION program is unique in that it is Tri-Service, Corps-neutral, and focused on its research mission rather than degree granting. The pipeline a CSION fellow follows is tailored to the needs of the military mission. There is no service obligation accrued by participation in this program. As such, motivated members are offered a non-financial incentive to remain in a career tract specifically designed to retain research-focused medical academics in the military. The program is supported by the 59MDW Office of the Chief Scientist, Science & Technology (ST), and all their partners with the United States Army Institute of Surgical Research (USAISR), San Antonio Military Health System (SAMHS), SAUSHEC, and Naval Medical Research Unit San Antonio (NAMRU-SA) to provide mentors willing to train and mentor clinician scientists in all areas of (DHP RDT&E) programmatic research.

HJF is proud to support these three CSION Fellows on their path to making a real-world difference in the health outcomes of military members and in furthering research on these important topics.

Leadership

Executives



**Joseph Carvalho, Jr., M.D.
MG, USA (Ret.)**
President and
Chief Executive Officer



Elizabeth "Betsy" Folk, M.B.A.
Executive Vice President,
Chief Operating Officer



Cynthia L. Gilman, J.D.
Senior Vice President,
Strategic Initiatives



Catherine M. Clark, J.D.
Senior Vice President,
General Counsel and
Secretary



Corey Hastings, M.B.A., C.P.A.
Senior Vice President,
Chief Financial Officer
and Treasurer



Nadine Malloy, M.B.A.
Senior Vice President, Chief
Human Resources Officer



**Merlin Robb, M.D.
LTC, USA (Ret.)**
Senior Vice President,
Chief Medical Officer



Qi "Soso" Yang, M.B.A., C.R.A.
Senior Vice President,
Research Administration &
Innovation Management



Jessica A. Bejarano, J.D.
Vice President, Chief Ethics
and Compliance Officer



**Stephen Dalal, D.V.M.
COL, USA (Ret.)**
Vice President, U.S.
Research Development



Feroze Deen, M.S., M.B.A.
Vice President, Chief Strategy
& Communications Officer



Marc De Serio, M.S.
Vice President,
Chief Information Officer



Tiffany Hamm, Ph.D.
Vice President, Global
Research Development



**Andrea M. Stahl, Ph.D.
COL, USA (Ret.)**
Vice President, Uniformed
Services University of the
Health Sciences Operations




Sandhya Vasan, M.D.
Vice President,
Global Infectious Diseases
Research

hjf.org/leadership

Council of Directors

Appointed Directors



Raquel ("Rocky") Cruz Bono,
M.D., VADM, USN (Ret.)



Sid Ashworth, M.B.A.



Ronald Blanck, D.O., LTG,
USA (Ret.)



Elder Granger, M.D., MG,
USA (Ret.)



John ("Jay") Paxton, Jr., Gen.,
USMC (Ret.)



Thomas W. Weston, Jr., C.P.A.

Ex Officio Directors



SEN Jack Reed (RI)
SASC Chairman




SEN Roger Wicker (MS)
SASC Ranking Member



REP Scott DesJarlais, M.D. (TN-4)
HASC Majority Member



REP Salud Carbajal (CA-24)
HASC Minority Member



The Honorable Jonathan
Woodson, M.D., MG, USAR (Ret.)

Emeriti Directors



Philip A. Odeen



The Honorable Beverly Byron



The Honorable John H.
Dressendorfer

In Memoriam: Honorable Gail Wilensky, Ph.D. (1943–2024)



The Honorable Dr. Wilensky was the Chair of HJF's Council of Directors (CoD) since July 1, 2022. She joined our CoD in January 2022 and served on our Executive and Audit Committees.

HON Dr. Wilensky's remarkable career was devoted to public service as a renowned economist. She was a senior fellow at Project HOPE, directed the Medicare and Medicaid programs, served in the White House as a senior advisor on health and welfare issue to President George H.W. Bush, and was the first chair of the Medicare Payment Advisory Commission.

We were honored to have Dr. Wilensky as Chair of our Council. We learned so much through her expertise, insightful guidance and counsel. She will be deeply missed.

Financials



Additional Funding Sources (Over \$50,000)

ABSS SOLUTIONS
AIDS CLINICAL TRIALS GROUP (ACTG) AT UCLA
ALBERT EINSTEIN COLLEGE OF MEDICINE
ALLIANCE FOR CLINICAL TRIALS IN ONCOLOGY FOUNDATION
AMERICAN EDUCATIONAL RESEARCH ASSOCIATION AERA DIVISION I EDUCATION IN THE PROFESSIONS
AMERICAN FOUNDATION FOR SUICIDE PREVENTION
AMERICAN MEDICAL ASSOCIATION
AMERICAN PSYCHOLOGICAL FOUNDATION
ARTHROSCOPY ASSOCIATION OF NORTH AMERICA
BANNER HEALTH
BATTELLE MEMORIAL INSTITUTE
BETH ISRAEL DEACONESS MEDICAL CENTER
BIO ANALYTICAL RESEARCH CORPORATION
SOUTH AFRICA BARC SA

BOA BIOMEDICAL INC
BOSTON UNIVERSITY
BRAIN INJURY ASSOCIATION OF AMERICA
BRIGHAM AND WOMENS HOSPITAL
CENTERS FOR DISEASE CONTROL AND PREVENTION
CENTRE HOSPITALIER DE L UNIVERSITE DE MONTREAL
CFD RESEARCH CORPORATION
CHILDRENS HOSPITAL MEDICAL CENTER
CHILDRENS ONCOLOGY GROUP
CODAGENIX INC.
COGENT BIOSCIENCES INC
COLORADO STATE UNIVERSTIY
DC HOMELAND SECURITY AND EMERGENCY MANAGEMENT AGENCY
DEFENSE HEALTH AGENCY
DEFENSE POW/MIA ACCOUNTING AGENCY
DEPARTMENT OF VETERANS AFFAIRS

DEPARTMENT OF VETERANS AFFAIRS MEDICAL CENTER
DUKE UNIVERSITY
ECOHEALTH ALLIANCE
EITR BIOLOGICS INC
EMORY UNIVERSITY
FLORIDA ATLANTIC UNIVERSITY
FRED HUTCHINSON CANCER CENTER FHCC
GE COMPANY-HEALTHCARE DIVISION
GILEAD SCIENCES
GLACIER SUPPORT SERVICES LLC
GLAXOSMITHKLINE BIOLOGICALS SA
HARVARD SCHOOL OF PUBLIC HEALTH
HENRY M JACKSON FOUNDATION FOR THE ADVANCEMENT OF MILITARY MEDICINE
HUMANA
ICAHN SCHOOL OF MEDICINE AT MOUNT SINAI
INNSIGHTFUL INC

The financial information expressed here represents preliminary unaudited statements for fiscal year 2024.

For a complete copy of the latest financial statement, contact:

*Chief Financial Officer
Henry M. Jackson Foundation for the Advancement of Military Medicine 6720A
Rockledge Drive, Suite 100
Bethesda, Maryland, 20817*

To view our digital report, including videos, please scan this code.



INTEGRAL GLOBAL
 INTERNATIONAL AIDS VACCINE INITIATIVE
 J. DAVID GLADSTONE INSTITUTES
 JEAN PERKINS FOUNDATION
 JOHNS HOPKINS UNIVERSITY
 JOINT CLINICAL RESEARCH CENTRE
 KLS MARTIN
 LEIDOS
 LEIDOS BIOMEDICAL RESEARCH, INC.
 LIMMATECH BIOLOGICS AG
 LOUISIANA STATE UNIVERSITY HEALTH SCIENCE CENTER
 LUMEN BIOSCIENCES
 MAKERERE UNIVERSITY WALTER REED PROJECT
 MECHDYNE
 MEDICAL COLLEGE OF WISCONSIN
 MEDICAL TECHNOLOGY ENTERPRISE CONSORTIUM
 MEDIGEN
 MICROBRIGHTFIELD LLC
 MIYAZAKI ENTERPRISES
 MOLECULAR EXPRESS INC
 MORTON CURE PARALYSIS FUND
 NATICK CONTRACTING DIVISION
 NATIONAL AERONAUTICS AND SPACE ADMINISTRATION
 NATIONAL ASSOCIATION FOR COMMUNITY COLLEGE ENTREPRENEURSHIP
 NATIONAL ENDOWMENT FOR THE ARTS
 NATIONAL INSTITUTE OF ARTHRITIS AND MUSCULOSKELETAL AND SKIN DISEASES
 NATIONAL MULTIPLE SCLEROSIS SOCIETY
 NATIONAL STRATEGIC RESEARCH INSTITUTE
 NATIONAL UNIVERSITY OF SINGAPORE
 NATIONAL CANCER INSTITUTE
 NATIONAL HEART LUNG AND BLOOD INST
 NATIONAL INSTITUTE OF ALLERGY AND INFECT DISEASES
 NATIONAL INSTITUTE OF CHILD HEALTH AND HUMAN DEV
 NATIONAL INSTITUTE OF DIABETES DIGESTIVE AND KIDNEY
 NATIONAL INSTITUTE OF GENERAL MEDICAL SCIENCES
 NATIONAL INSTITUTE OF HEALTH
 NATIONAL INSTITUTE OF MENTAL HEALTH
 NATIONAL INSTITUTE OF NEURO DISORDERS AND STROKE
 NATIONAL INSTITUTE ON ALCOHOL ABUSE AND ALCOHOLISM
 NATIONAL INSTITUTE ON DEAFNESS AND OTHER COMMUNICATION DISORDERS
 NAVAL MEDICAL LOGISTICS COMMAND
 NEURAL ANALYTICS
 NEW YORK UNIVERSITY SCHOOL OF MEDICINE
 NIGHTWARE
 OCEAN STATE RESEARCH INSTITUTE
 OFFICE OF NAVAL RESEARCH
 OFFICE OF THE DIRECTOR NATIONAL INSTITUTES OF HEALTH
 ORLANDO HEALTH
 PARSONS GLOBAL SERVICES
 PATH
 PENN STATE
 PHARMACEUTICAL PRODUCT GLOBAL LTD PPD
 PLURI BIOTECH LTD
 PRESIDENT AND FELLOWS OF HARVARD COLLEGE
 PUBLIC HEALTH INSTITUTE
 PURDUE UNIVERSITY
 RAREFIED BIOSCIENCES INC
 REGENTS OF THE UNIVERSITY OF CALIFORNIA AT RIVERSIDE
 REGENTS OF THE UNIVERSITY OF MICHIGAN
 REGENTS OF THE UNIVERSITY OF MINNESOTA
 RION
 ROYAL ARCH RESEARCH ASSISTANCE INC
 SANOFI PASTEUR
 SANOFI US SERVICES INC
 SNA INTERNATIONAL LLC
 SYNGENTA LIMITED
 TDA RESEARCH INC
 TEXAS NEUROLOGICAL SOCIETY
 THE ADMINISTRATORS OF THE TULANE EDUCATIONAL FUND
 THE CHANCELLOR MASTERS AND SCHOLARS OF THE UNIVERSITY OF OXFORD
 THE CHARCOT-MARIE-TOOTH ASSOCIATION
 THE CHICAGO COMMUNITY FOUNDATION (BEZOS COURAGE & CIVILITY AWARD)
 THE GENEVA FOUNDATION
 THE GYNECOLOGIC ONCOLOGY GROUP
 THE OHIO STATE UNIVERSITY
 THE REGENTS OF THE UNIVERSITY OF CALIFORNIA LOS ANGELES
 THE REGENTS OF THE UNIVERSITY OF CALIFORNIA SAN DIEGO
 THE REGENTS OF THE UNIVERSITY OF CALIFORNIA SAN FRANCISCO
 THE SOUTH AFRICIAN MEDICAL RESEARCH COUNCIL
 THE TRUSTEES OF COLUMBIA UNIVERSITY IN THE CITY OF NEW YORK
 THE UNIVERSITY OF ARIZONA
 THE UNIVERSITY OF NORTH TEXAS HEALTH SCIENCE CENTER AT FORT WORTH
 THE UNIVERSITY OF TEXAS AT SAN ANTONIO
 THE UNIVERSITY OF WESTERN AUSTRALIA
 TRACY'S KIDS
 TRITON SYSTEMS INC
 TRIWEST HEALTHCARE ALLIANCE
 TROCAR PHARMA INC
 TRUSTEES OF DARTMOUTH COLLEGE
 TULANE UNIVERSITY
 UES
 UNIFORMED SERVICES UNIVERSITY OF THE HEALTH SCIENCES
 UNITED CONCORDIA DENTAL
 UNIVERSITÄTSSPITAL BASEL USB
 UNIVERSITY OF ARKANSAS
 UNIVERSITY OF CALIFORNIA SAN DIEGO
 UNIVERSITY OF FLORIDA
 UNIVERSITY OF LOUISIANA AT LAFAYETTE
 UNIVERSITY OF MARYLAND BALTIMORE
 UNIVERSITY OF MARYLAND COLLEGE PARK
 UNIVERSITY OF MASSACHUSETTS WORCESTER
 UNIVERSITY OF MIAMI
 UNIVERSITY OF PENNSYLVANIA
 UNIVERSITY OF PITTSBURGH
 UNIVERSITY OF SOUTHERN CALIFORNIA
 UNIVERSITY OF UTAH
 UNIVERSITY OF VIRGINIA
 UNIVERSITY OF WISCONSIN
 US AIR FORCE RESEARCH LABORATORY
 US ARMY MED RES ACQUISITION ACTIVITY
 US COAST GUARD FINANCE CENTER
 USAA
 VERILY LIFE SCIENCES
 VIRGINIA COMMONWEALTH UNIVERSITY
 WASHINGTON UNIVERSITY
 WELLCOME TRUST
 WESTAT
 YALE UNIVERSITY

Consolidated Statement of Activities

Year ended Sept. 30, 2024 | Unaudited

REVENUES

Contributions	\$ 1,721,365
Grants and contracts	621,570,747
Investment income	14,411,202
Licensing fees and other	3,246,626
Net assets released from restrictions and transfers	–

Total revenues **640,949,940**

EXPENSES

Program services	
Research grants and contracts	574,316,054
Other program activities	38,033,349
Endowment and similar programs	2,059,884
Education projects	1,368,616

Total program services **615,777,903**

Total support services 9,620,672

Total expenses **625,398,575**

Change in Net Assets **15,551,365**

Net assets, beginning of year **164,108,564**

Net assets, end of year **\$ 179,659,929**

Consolidated Statement of Financial Position

As of Sept. 30, 2024 | Unaudited

ASSETS

Cash and cash equivalents	\$ 27,282,400
Grants and contracts receivable, net	160,308,152
Prepaid expenses and other current assets	9,331,220
Investments	87,179,180
Property and equipment, net	10,907,377
Right of use assets, operating	37,562,885
Goodwill & intangible assets	3,114,247
Other assets	4,439,959

Total Assets **\$ 340,125,420**

LIABILITIES

Accounts payable and accrued expenses	\$ 69,869,098
Accrued leave and benefits	28,649,560
Refundable advances	9,569,096
Lease liability	48,639,273
Other payables	3,738,464

Total Liabilities **160,465,491**

NET ASSETS

Without donor restriction	124,082,580
With donor restriction	55,577,349

Total net assets **179,659,929**

Total liabilities & net assets **\$ 340,125,420**

We Advance Military Medicine